

D6223 D6224

Desktop Speaking Chairman/Delegate Unit



Description

This is a speaking-only conference unit, featuring a directional condenser cardioid microphone with red/green dual-color indicator lights, and functions such as chairman priority, conference check-in, and automatic camera tracking, with strong anti-interference from mobile phones, powered by a 24V system controller for self-testing and automatic EQ adjustment to prevent howling.

Features

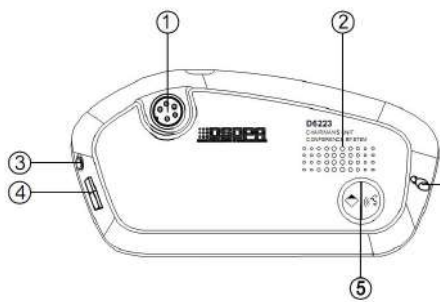
- Speaking-only conference unit.
- The conference has 2m 8 core high-density DIN cable with an aviation plug.
- Electret, cross-shaped, directive, condenser type microphone, with double-color ring type indicating lights (red/green). The indicating light is red when speech is made and in green when an application has been sent.
- The standard knob-type gooseneck microphone rod is available in 315mm and 415mm, and black and silver. Other options: square microphone rod, oval microphone rod, square microphone rod with analog backup, square microphone rod with dual mics and square microphone rod with analog backup and dual mics. For details, see “Chapter V Accessories” below.
- The microphone rod is removable, so it is easy to maintain and store.
- Magnet Hifi speaker, which is muted when the microphone is on, and it is not easy to produce howl.
- 3.5mm stereo headphone jack for connection of headphones and the headphone volume is adjustable.
- Very strong anti-jamming capability from mobile phones.
- It has an on/off button and the chairman unit has a chairman priority button.
- Conference check-in function.
- Each conference unit has a unique ID code.
- With cameras, after properly configured on the host or PC control software, it supports automatic camera tracking function.
- When used with a host, the conference can realize self-checking function. The check items include:

buttons, microphone, LED indicating lights and built-in speaker.

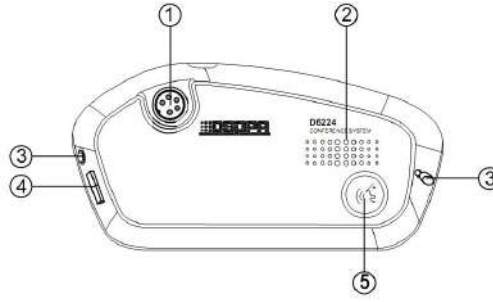
- The unit is a passive equipment and is powered by the system controller, with input voltage being 24V.
- It has automatic EQ adjustment function, which helps to reduce howl. When the microphone is on, the speaker on the current conference unit will be automatically closed in order to avoid sound echo.
- The conference unit has prompt tones when it is powered on, and the prompt tone may be deactivated.
- After settings on the host, the chairman unit has the priority (to turn off the sound or close the delegate unit), platform mode (the chairman unit is always on).
- With the chairman unit, the conference chairman can approve applications of delegates for speeches.
- Chairman units are free from restrictions of speaking persons and may be activated freely.
- Chairman units has the priority to maintain order at the conference site.
- Chairman units are free from position limitations.
- Connection in "hand-in-hand" "T" and "+" modes.

Specifications

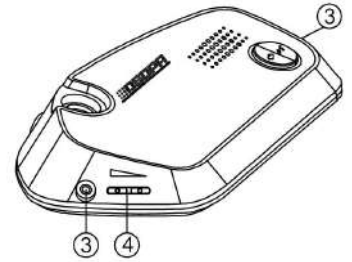
Model		D6223/D6224
Type		Desktop
Effective Frequency	Unit A to Unit B Monitor	80Hz-7kHz
Range of Gain	Host LINE to Unit Monitor	20Hz-8kHz
Limitation (±3db)	Unit to Host LINE OUT	80Hz-9kHz
Speaker Power		1.5W
Static Power Consumption		<1W
Maximum Power Consumption		2W
SNR		>80dB
Crosstalk Attenuation		>80dB
Harmonic Distortion		<0.5%
Headphone Output		9dBu, 8-32Ω, 3.5mm
Working Power Supply		DC 24V power supply
Unit Interface		8pin DIN socket
Microphone	Microphone Type	Electret, cross-shaped, condenser type
	Sensitivity	-45dBV/pa
	Input Impedance	2kΩ
	Equivalent Noise	20dB (SPL)
	MAX. SPL.	125dB (THD<3%)
Package Dimensions		560×215×165mm
Machine Dimensions		218×120×50mm
Gross Weight		2.5kg
Net Weight		1kg



Top view of chairman unit



Top view of delegate unit



Side view

1. Microphone jack

- Removable 5-core spiral microphone jack.

2. Built-in speaker

- It is used to output the sound from speeches of other units and the secondary input audio. The volume may be adjusted by the unit or by the host and remote control software.
- The speaker will be turned off when the microphone is powered on or a headphone is plugged.

3. Headphone jack

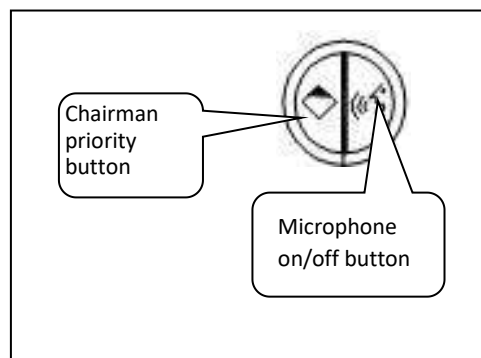
- Headphone is connected to the unit via a 3.5mm connector.

4. Volume adjusting knob

- It is used to adjust the output volume of headphone and speaker.

5. Microphone power on/off button and its indicating light

- Delegate unit microphone on/off button/speech application button and button indicating light. The indicating light is one when this button is pressed to power on the microphone; the indicating light blinks when this button is pressed to send a speech application, when the conference units are renumbered and when the camera tracks the spokesman.
- Chairman unit microphone on/off button and chairman priority button and indicating light.



- The indicating light blinks when the button is pressed to power on the microphone, when the conference units are renumbered and when the camera tracks the spokesman.
- When the Chairman priority button is pressed, the conference unit delivering a speech will be mute or closed.